



# JOHNSTON & DANIEL


A DIVISION OF ROYAL LEPAGE REAL ESTATE SERVICES LTD., BROKERAGE

## JUNE 2018 MARKET STATS

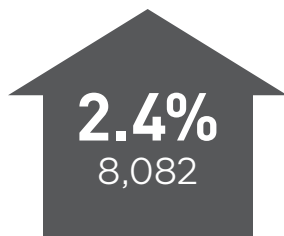
Statistics provided by the Toronto Real Estate Board

### MLS SALES ACTIVITY


	UNITS	AVERAGE PRICE
JUNE 2018	8,082	\$807,871
JUNE 2017	7,893	\$791,929



Year-Over-Year  
**AVERAGE  
SALE PRICE**



Year-Over-Year  
**NUMBER  
OF SALES**



Year-Over-Year  
**AVERAGE DAYS  
ON MARKET**

### SALES & AVERAGE PRICE BY MAJOR HOME TYPE



#### DETACHED

**416**  
**905**

#### SALES

885  
2,704

#### AVERAGE PRICE

\$1,354,429  
\$928,560



#### SEMI-DETACHED

**416**  
**905**

#### SALES

297  
519

#### AVERAGE PRICE

\$999,754  
\$665,606



#### TOWNHOUSE

**416**  
**905**

#### SALES

308  
1,024

#### AVERAGE PRICE

\$736,963  
\$608,969



#### CONDO APARTMENT

**416**  
**905**

#### SALES

1,593  
641

#### AVERAGE PRICE

\$605,530  
\$450,672

[www.johnstonanddaniel.com](http://www.johnstonanddaniel.com)

Facebook: johnstonanddaniel Facebook: johnstonanddanieloakville

<https://www.linkedin.com/company/royal-lepage-real-estate-services-ltd-johnston-&-daniel-division>



**JOHNSTON & DANIEL**

A DIVISION OF ROYAL LEPAGE REAL ESTATE SERVICES LTD., BROKERAGE