



# JOHNSTON & DANIEL


A DIVISION OF ROYAL LEPAGE REAL ESTATE SERVICES LTD., BROKERAGE

## JULY 2018 MARKET STATS


Statistics provided by the Toronto Real Estate Board

### MLS SALES ACTIVITY


	UNITS	AVERAGE PRICE
JULY 2018	6,961	\$782,129
JULY 2017	5,869	\$745,971



Year-Over-Year  
**AVERAGE  
SALE PRICE**



Year-Over-Year  
**NUMBER  
OF SALES**



Year-Over-Year  
**AVERAGE DAYS  
ON MARKET**

### SALES & AVERAGE PRICE BY MAJOR HOME TYPE



#### DETACHED

**416**  
**905**

#### SALES

672  
2,390

#### AVERAGE PRICE

\$1,350,700  
\$907,347



#### SEMI-DETACHED

**416**  
**905**

#### SALES

194  
414

#### AVERAGE PRICE

\$935,300  
\$658,533



#### TOWNHOUSE

**416**  
**905**

#### SALES

276  
897

#### AVERAGE PRICE

\$718,698  
\$607,930



#### CONDO APARTMENT

**416**  
**905**

#### SALES

1,415  
587

#### AVERAGE PRICE

\$582,547  
\$461,255

[www.johnstonanddaniel.com](http://www.johnstonanddaniel.com)

Facebook: johnstonanddaniel Facebook: johnstonanddanieloakville

<https://www.linkedin.com/company/royal-lepage-real-estate-services-ltd-johnston-&-daniel-division>



## JOHNSTON & DANIEL

A DIVISION OF ROYAL LEPAGE REAL ESTATE SERVICES LTD., BROKERAGE