



JOHNSTON & DANIEL


A DIVISION OF ROYAL LEPAGE REAL ESTATE SERVICES LTD., BROKERAGE

MARCH 2019 MARKET STATS

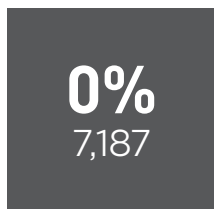
Statistics provided by the Toronto Real Estate Board

MLS SALES ACTIVITY

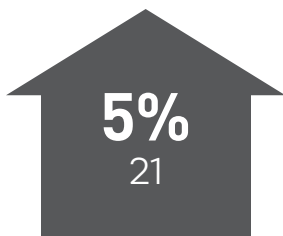
	UNITS	AVERAGE PRICE
MARCH 2019	7,187	\$788,335
MARCH 2018	7,188	\$784,514



Year-Over-Year
**AVERAGE
SALE PRICE**



Year-Over-Year
**NUMBER
OF SALES**



Year-Over-Year
**AVERAGE DAYS
ON MARKET**

SALES & AVERAGE PRICE BY MAJOR HOME TYPE



DETACHED

416

905

SALES

671

2,559

AVERAGE PRICE

\$1,267,598

\$910,624



SEMI-DETACHED

416

905

SALES

215

456

AVERAGE PRICE

\$1,020,561

\$680,501



TOWNHOUSE

416

905

SALES

296

957

AVERAGE PRICE

\$741,881

\$617,226



CONDO APARTMENT

416

905

SALES

1,349

616

AVERAGE PRICE

\$603,969

\$463,774

www.johnstonanddaniel.com

Facebook: johnstonanddaniel Facebook: johnstonanddanieloakville

<https://www.linkedin.com/company/royal-lepage-real-estate-services-ltd-johnston-&-daniel-division>



JOHNSTON & DANIEL

A DIVISION OF ROYAL LEPAGE REAL ESTATE SERVICES LTD., BROKERAGE