



JOHNSTON & DANIEL


A DIVISION OF ROYAL LEPAGE REAL ESTATE SERVICES LTD., BROKERAGE

JUNE 2019 MARKET STATS

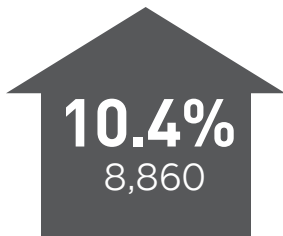
Statistics provided by the Toronto Real Estate Board

MLS SALES ACTIVITY

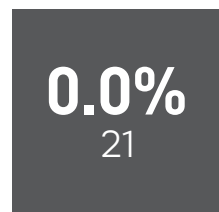
	UNITS	AVERAGE PRICE
JUNE 2019	8,860	\$832,703
JUNE 2018	8,024	\$808,066



Year-Over-Year
**AVERAGE
SALE PRICE**



Year-Over-Year
**NUMBER
OF SALES**



Year-Over-Year
**AVERAGE DAYS
ON MARKET**

SALES & AVERAGE PRICE BY MAJOR HOME TYPE



DETACHED

416

905

SALES

995

3,230

AVERAGE PRICE

\$1,386,524

\$922,367



SEMI-DETACHED

416

905

SALES

333

553

AVERAGE PRICE

\$1,055,423

\$694,282



TOWNHOUSE

416

905

SALES

356

1,124

AVERAGE PRICE

\$810,039

\$618,958



CONDO APARTMENT

416

905

SALES

1,497

652

AVERAGE PRICE

\$636,606

\$483,893

www.johnstonanddaniel.com

Facebook: johnstonanddaniel Facebook: johnstonanddanieloakville

<https://www.linkedin.com/company/royal-lepage-real-estate-services-ltd-johnston-&-daniel-division>



JOHNSTON & DANIEL

A DIVISION OF ROYAL LEPAGE REAL ESTATE SERVICES LTD., BROKERAGE