



JOHNSTON & DANIEL


A DIVISION OF ROYAL LEPAGE REAL ESTATE SERVICES LTD., BROKERAGE

SEPTEMBER 2018 MARKET STATS


Statistics provided by the Toronto Real Estate Board

MLS SALES ACTIVITY

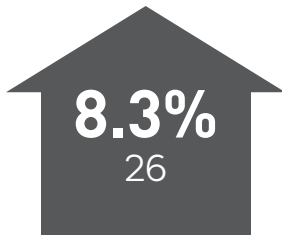
	UNITS	AVERAGE PRICE
SEPTEMBER 2018	6,455	\$796,786
SEPTEMBER 2017	6,334	\$774,489



Year-Over-Year
**AVERAGE
SALE PRICE**



Year-Over-Year
**NUMBER
OF SALES**



Year-Over-Year
**AVERAGE DAYS
ON MARKET**

SALES & AVERAGE PRICE BY MAJOR HOME TYPE



DETACHED	SALES	AVERAGE PRICE
416	665	\$1,342,363
905	2,164	\$905,722



SEMI-DETACHED	SALES	AVERAGE PRICE
416	255	\$995,951
905	398	\$661,907



TOWNHOUSE	SALES	AVERAGE PRICE
416	251	\$743,721
905	823	\$600,947



CONDO APARTMENT	SALES	AVERAGE PRICE
416	1,282	\$615,582
905	509	\$455,686



JOHNSTON & DANIEL

A DIVISION OF ROYAL LEPAGE REAL ESTATE SERVICES LTD., BROKERAGE

www.johnstonanddaniel.com

Facebook: johnstonanddaniel Facebook: johnstonanddanieloakville

<https://www.linkedin.com/company/royal-lepage-real-estate-services-ltd-johnston-&-daniel-division>